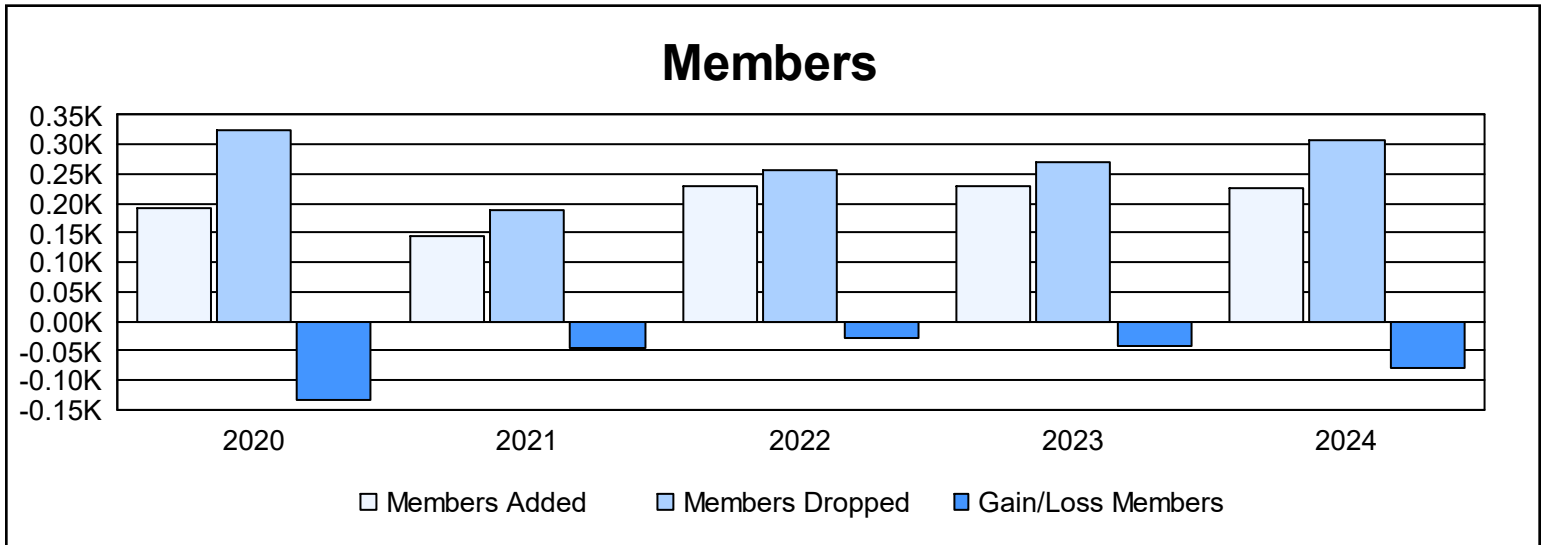
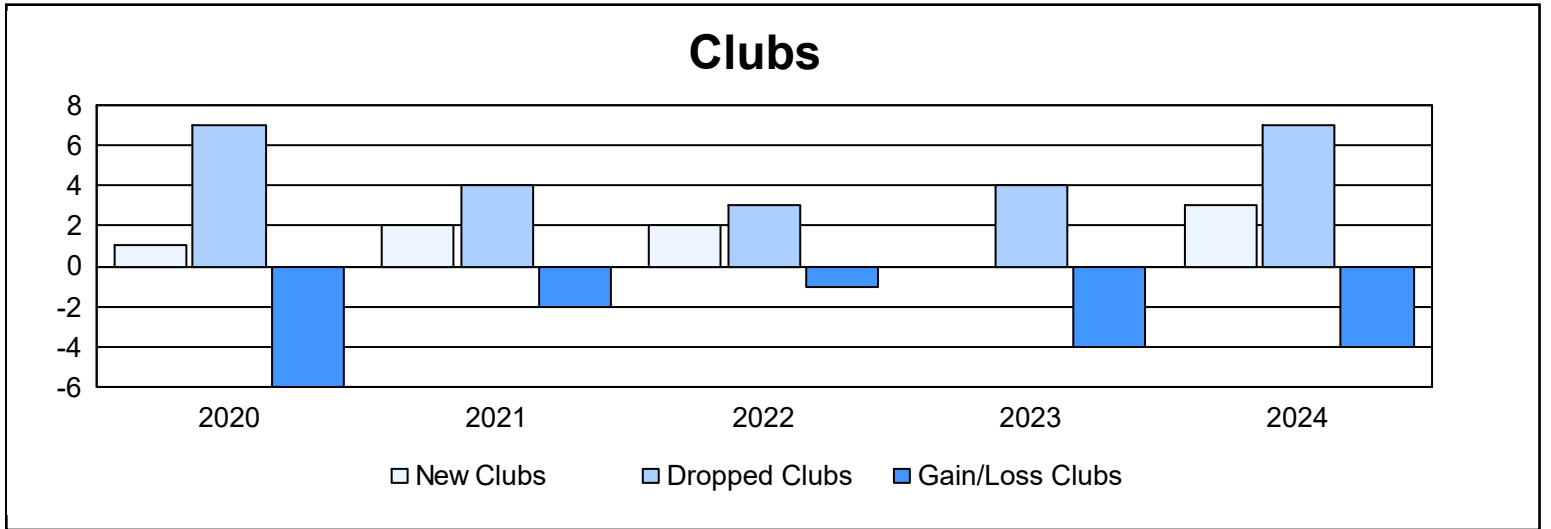
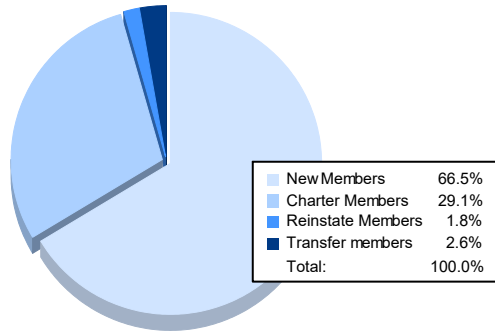


Year	New Clubs	Dropped Clubs	Gain/ Loss Clubs	New Members	Charter Members	Reinstate Members	Transfer Members	Total Member Added	Total Members Dropped	Gain/ Loss Members
2019-2020	1	7	-6	131	25	29	8	193	326	-133
2020-2021	2	4	-2	75	43	16	9	143	189	-46
2021-2022	2	3	-1	170	48	1	9	228	258	-30
2022-2023	0	4	-4	155	15	50	10	230	271	-41
2023-2024	3	7	-4	151	66	4	6	227	306	-79
<b>Average</b>	<b>2</b>	<b>5</b>	<b>-3</b>	<b>136</b>	<b>39</b>	<b>20</b>	<b>8</b>	<b>204</b>	<b>270</b>	<b>-66</b>



### Membership Composition June 2024 Cumulative



### Gender Composition June 2024 Cumulative

